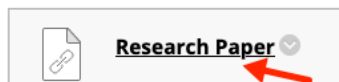


TURNITIN GROUP ASSIGNMENTS

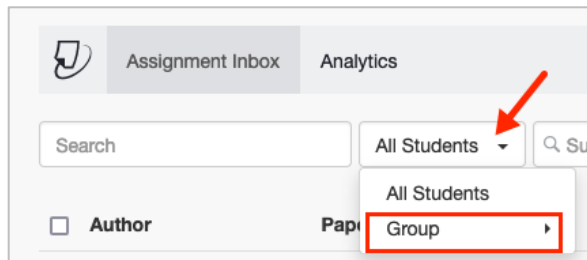
Ensure you have already created either [manual enroll](#) or [random enroll](#) groups in your course first. Once you have created groups, one student can submit on behalf of the entire group and you can grade it by groups. Unfortunately, group grades do not sync and must be entered manually for students in a group via the grade center.

Instructions

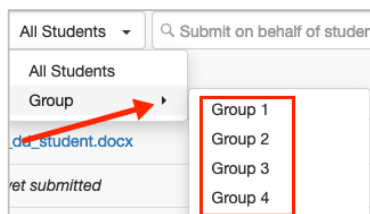
1. Navigate to the [content area](#) or folder where you want to grade your Turnitin Assignment.
2. Click the link for the **Turnitin assignment** you wish to grade.



3. From the **All Students** menu select **Group**.



4. From the Group menu, select a **Group**.

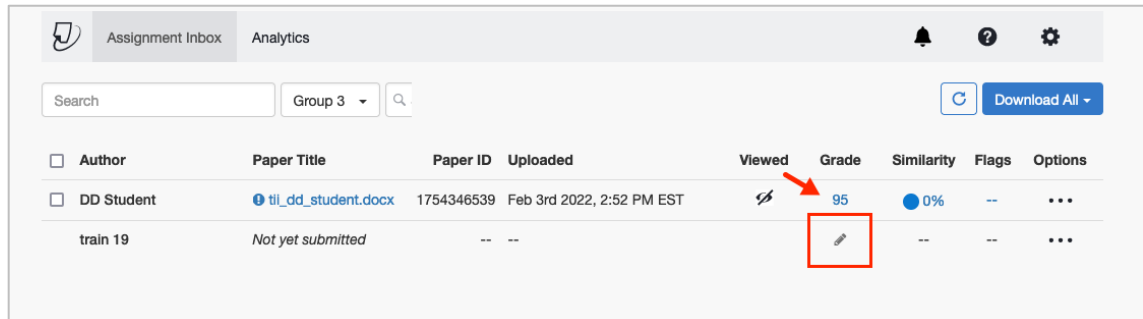


5. Click on the **title** for the student with the submission.

<input type="checkbox"/> Author	Paper Title	Paper ID	Uploaded
<input type="checkbox"/> DD Student	ti_dd_student.docx	1754346539	Feb 3rd 2022, 2:52 PM EST
train 19	Not yet submitted	--	--

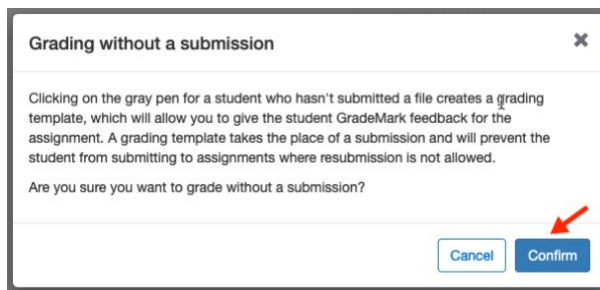
TURNITIN GROUP ASSIGNMENTS

- Turnitin will open and you can begin grading. View this [user guide](#) for how to view [Similarity Reports](#) and to markup papers using [Turnitin Feedback Studio](#).
- Once you have applied the grade, only the student who submitted will get the grade applied. However, you can click the **pencil icon** and apply the grade to any other students in the group.

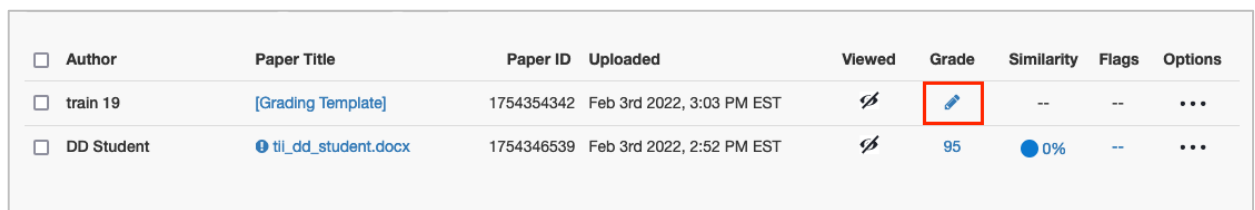


<input type="checkbox"/>	Author	Paper Title	Paper ID	Uploaded	Viewed	Grade	Similarity	Flags	Options
<input type="checkbox"/>	DD Student	ti_dd_student.docx	1754346539	Feb 3rd 2022, 2:52 PM EST		95	0%	--	...
<input type="checkbox"/>	train 19	Not yet submitted	--	--			--	--	...

- A message appears that there is not a submission from this students. A grading template will be created and the student cannot submit. For group assignments, this is OK. Simply click **Confirm**.



- Click on the **pencil icon** for another student in the group.



<input type="checkbox"/>	Author	Paper Title	Paper ID	Uploaded	Viewed	Grade	Similarity	Flags	Options
<input type="checkbox"/>	train 19	[Grading Template]	1754354342	Feb 3rd 2022, 3:03 PM EST			--	--	...
<input type="checkbox"/>	DD Student	ti_dd_student.docx	1754346539	Feb 3rd 2022, 2:52 PM EST		95	0%	--	...

- Turnitin Feedback Studio opens. Enter a grade in the box. Close the window that popped up.

TURNITIN GROUP ASSIGNMENTS

[Grading Template]	--	/100
--------------------	----	------

11. You will see that the grade has been recorded. Repeat steps 7-10 for any remaining students in a group. These grades are recorded in the grade center.

Paper Title	Paper ID	Uploaded	Viewed	Grade	Similarity	Flags	Options
[Grading Template]	1754354342	Feb 3rd 2022, 3:03 PM EST		95	--	--	...
tti_dd_student.docx	1754346539	Feb 3rd 2022, 2:52 PM EST		95	0%	--	...