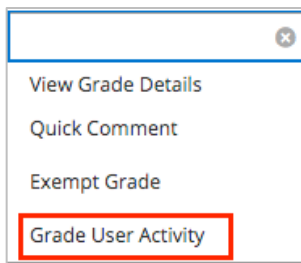


GRADE COLLABORATION TOOL WITH RUBRIC

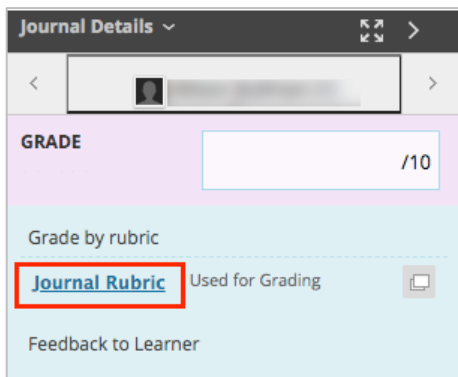
In ulearn, once a rubric created in ulearn has been attached to a journal, discussion, blog, etc., you can easily grade with it and the grade will automatically save in the grade center.

Instructions

1. In the grade center, locate the cell for the student you wish the grade (the cell must have a needs grading icon - !) Select **Grade Activity** from the menu.



2. Click **the name of the rubric**.



3. Select the criteria as needed based on the rubric. Click **Show Descriptions** box to show descriptions for each level of achievement. Click **Show Feedback** to leave feedback about that particular criteria.

GRADE COLLABORATION TOOL WITH RUBRIC

Grade by rubric

Journal Rubric Used for Grading

Show Descriptions Show Feedback

Analysis/Insight/Depth (34.00%)

- Exceeds Expectations 40 (40.00%) points
- Meets Expectations 34 (34.00%) points
- Approaches Expectations 28 (28.00%) points
- Does Not Meet Expectations 22 (22.00%) points

Making Connections (30.00%)

- Exceeds Expectations 30 (30.00%) points
- Meets Expectations 25.5 (25.50%) points
- Approaches Expectations 21 (21.00%) points
- Does Not Meet Expectations 16.5 (16.50%) points

Communication/Style (17.00%)

- Exceeds Expectations 20 (20.00%) points
- Meets Expectations 17 (17.00%) points
- Approaches Expectations 14 (14.00%) points
- Does Not Meet Expectations 11 (11.00%) points

Mechanics (8.50%)

- Exceeds Expectations 10 (10.00%) points
- Meets Expectations 8.5 (8.50%) points
- Approaches Expectations 7 (7.00%) points
- Does Not Meet Expectations 5.5 (5.50%) points

4. The score is shown under Raw Total. Enter feedback if desired in the **Feedback** box, otherwise click **Save Rubric**.

Raw Total: 89.50 (of 100)

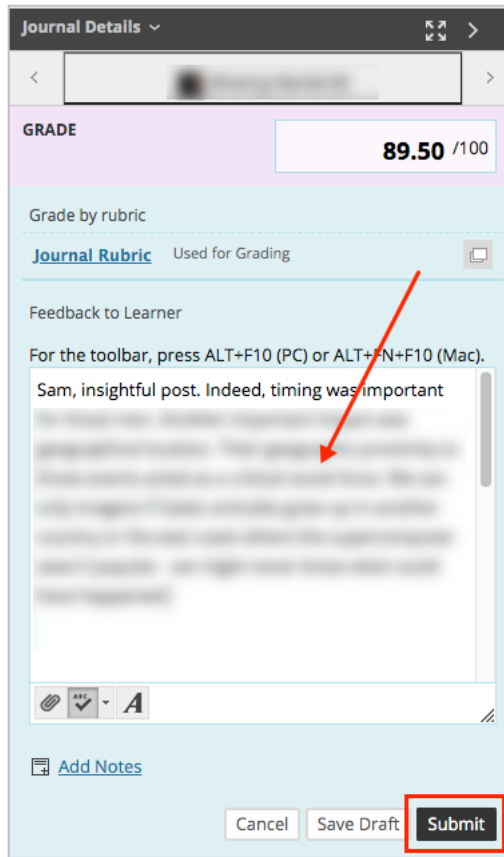
Change the number of points out of 100 to:

Feedback:

Cancel

5. Leave over assignment feedback if desired, otherwise click **Submit** to save the grade.

GRADE COLLABORATION TOOL WITH RUBRIC



Journal Details

GRADE **89.50** /100

Grade by rubric

[Journal Rubric](#) Used for Grading

Feedback to Learner

For the toolbar, press ALT+F10 (PC) or ALT+FN+F10 (Mac).

Sam, insightful post. Indeed, timing was important

Cancel Save Draft **Submit**