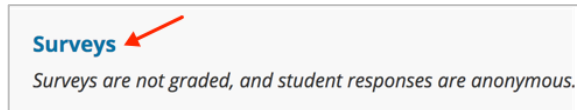


EXPORT ULEARN SURVEY

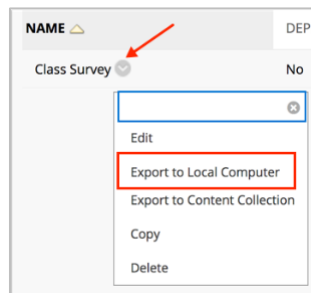
You can export a survey in a ulearn course and [import](#) it into another course or courses.

Instructions

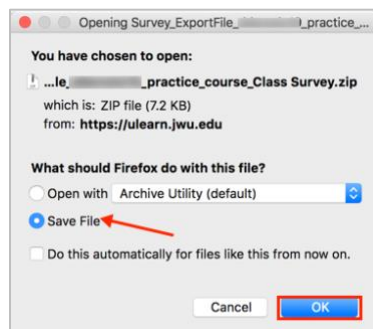
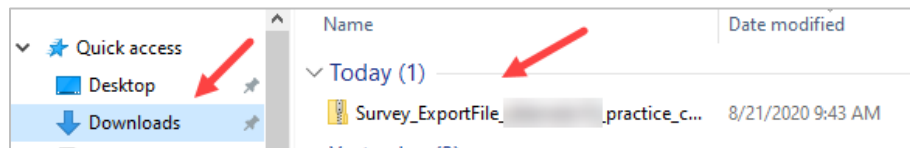
1. On the left menu, click on **Course Tools** and select **Tests, Surveys, and Pools**.
2. Click on **Surveys**



3. With the mouse **hover over the name** of the survey you want to export. From the menu select **Export to Local Computer**.



4. The file may save automatically on your computer. If prompted, click the option to **Save File**. The survey will save to the **Downloads** folder on your computer.



5. To import the survey into another course, go to that course and follow the steps in [this view this user guide](#).