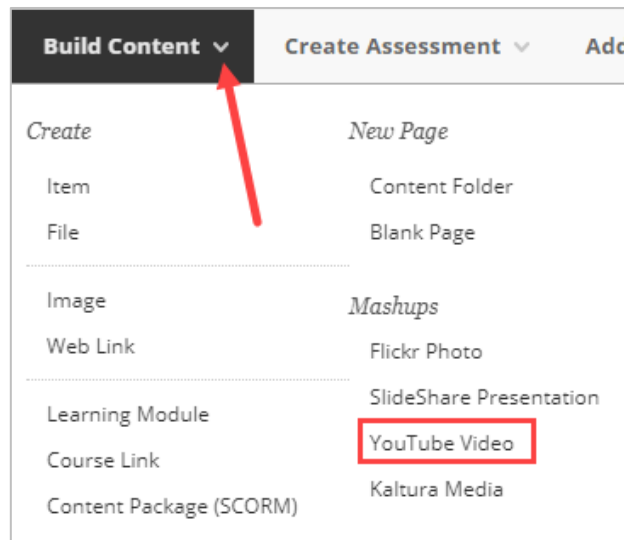


EMBED YOUTUBE VIDEO

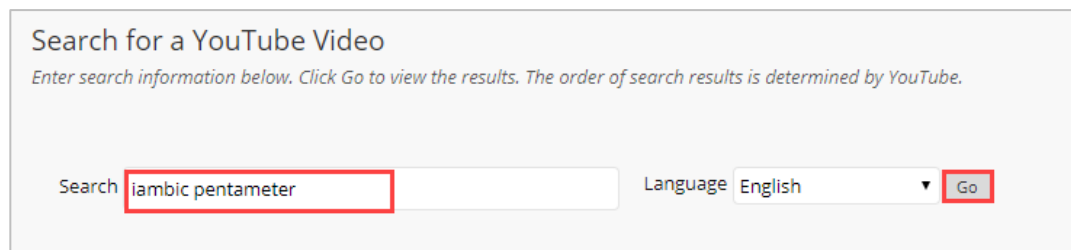
Embedding is a way to add a YouTube video to your course so it can be viewed by students without having to leave the ulearn site. This will prevent students from accidentally closing ulearn and it allows for easy movement between content within ulearn.

Instructions

1. Within a content area (i.e, Week 3), click **Build Content**. Under **Mashups**, choose **YouTube Video**.



2. Search for a subject or a specific title. Click **Go**.

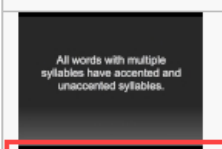


The screenshot shows a search form titled 'Search for a YouTube Video'. Below the title is a subtitle: 'Enter search information below. Click Go to view the results. The order of search results is determined by YouTube.' The search input field contains the text 'iambic pentameter' and is highlighted with a red box. To the right of the search field is a 'Language' dropdown menu set to 'English' and a 'Go' button, both highlighted with red boxes.

3. Once you have identified the appropriate video, click **Select** to add the video to your course.


EMBED YOUTUBE VIDEO

Displaying 1 to 10 of 136052 items




Understanding Iambic Pentameter
Duration: (4:33) User: n/a Added: 8/27/11
YouTube URL: <http://www.youtube.com/watch?v=v0aAWuUX5JU>
A brief tutorial on meter and iambic pentameter.

Select



Why Shakespeare loved iambic pentameter - Da
Duration: (5:22) User: n/a Added: 1/27/15
YouTube URL: http://www.youtube.com/watch?v=I5IsuyUNu_4
View full lesson: <http://ed.ted.com/lessons/why-shakespeare-lov>

Select




Iambic Pentameter Explained
Duration: (3:38) User: n/a Added: 3/19/18
YouTube URL: <http://www.youtube.com/watch?v=YuXAbRAcvbw>
The Complete Guide to Shakespeare aims to answer your questi

Select

- The name populates with the title of the YouTube Video. You can change the title. Add a description of the video in the text box.

ADD YOUTUBE CONTENT TO COURSE



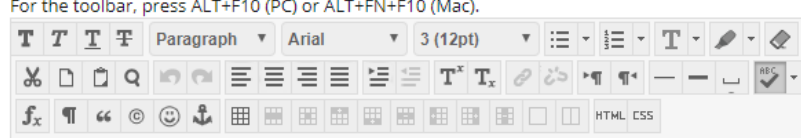
Name
Understanding Iambic Pentameter

Color of Name Black

Duration: (4:33)
User: n/a - Added: 8/27/11
YouTube URL: <http://www.youtube.com/watch?v=v0aAWuUX5JU>

Description

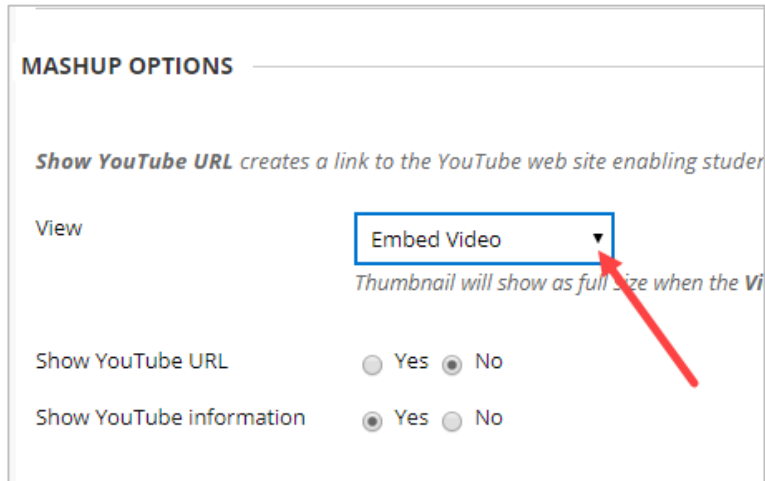
For the toolbar, press ALT+F10 (PC) or ALT+FN+F10 (Mac).



←

EMBED YOUTUBE VIDEO

5. Choose Mashup options. Under **View**, select **Embed Video**. You can choose whetherto show information about the video (URL and YouTube information).



MASHUP OPTIONS

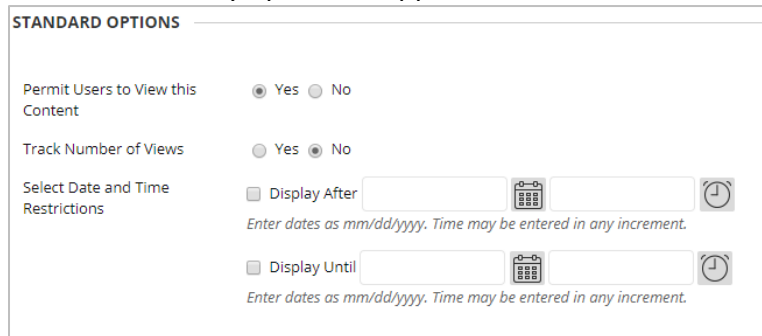
Show YouTube URL creates a link to the YouTube web site enabling studer

View **Embed Video**
Thumbnail will show as full size when the Vi

Show YouTube URL Yes No

Show YouTube information Yes No

6. Set the availability options, if applicable.



STANDARD OPTIONS

Permit Users to View this Content Yes No

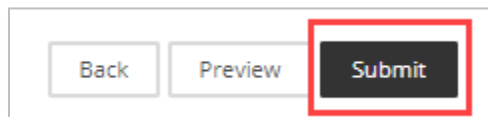
Track Number of Views Yes No

Select Date and Time Restrictions

Display After
Enter dates as mm/dd/yyyy. Time may be entered in any increment.

Display Until
Enter dates as mm/dd/yyyy. Time may be entered in any increment.

7. Click Preview if you wish to preview the video, otherwise click **Submit**.



Back Preview **Submit**