

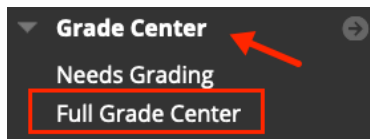
# DELETE GRADE COLUMNS

In ulearn, grade columns can be deleted if they are no longer needed.

---

## Instructions

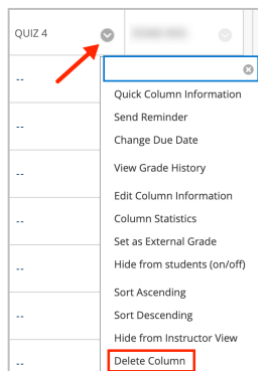
1. In the Course Management area of the course menu, click on **Grade Center**. A drop down menu appears. Click on **Full Grade Center**.



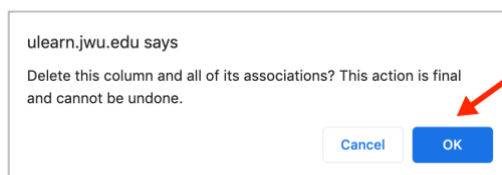
### Note:

Remember that deleting a column could potentially effect the final grade if you have a calculated column set up in your grade center. You may need to adjust your [% Grade to Date Column](#).

2. Locate the column you want to delete and click on the arrow next to the title and select **Delete Column**.



3. Click **OK** when the message appears asking to delete the column.



# DELETE GRADE COLUMNS

**Note:**

Some columns in the grade center cannot be deleted if they are connected to certain graded items in ulearn such as [discussions](#), [blogs](#), [journals](#), [wikis](#), [assignments](#) or [Turnitin](#). Delete those assignments first, it will then ask you if you wish to delete/remove the column associated with it.