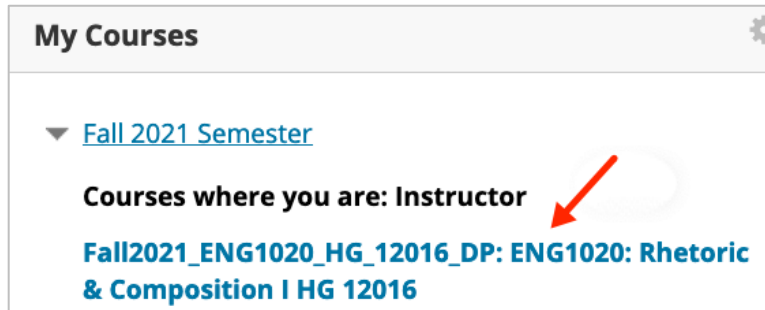


## MAKE COURSE AVAILABLE

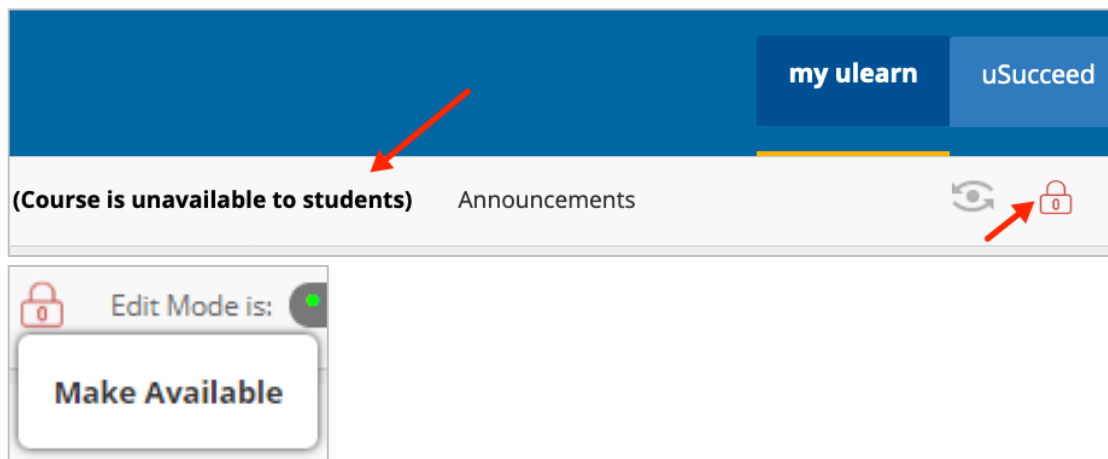
Courses are not available by default to students and must be made available by the instructor. Instructors should make their courses available at least 3 days before the start of the first class meeting.

---

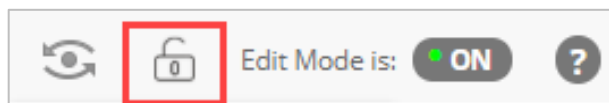
1. Go to a course in ulearn.



2. On the Announcements page (the default landing page for every course site), click on the lock icon located on the top right corner of the browser window.



3. The unlock appears and your course is now available.



4. Repeat for each course you need to make available.