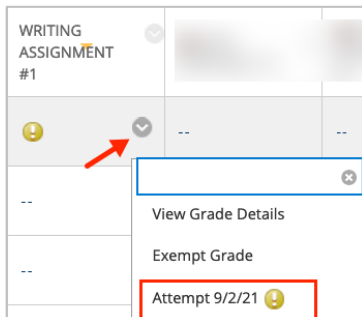


GRADE ASSIGNMENT WITH A RUBRIC

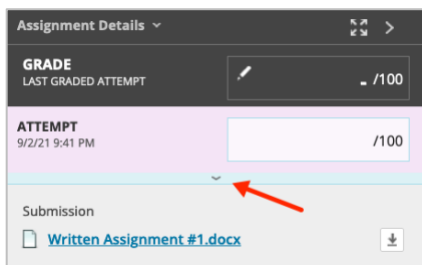
In ulearn, once a rubric created in ulearn has been attached to an assignment, you can easily grade with it and the grade will automatically save in the grade center.

Instructions

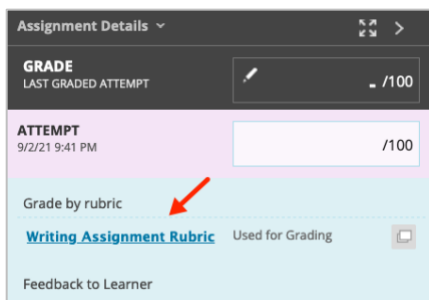
1. In the grade center, locate the cell for the student's assignment you wish the grade. Select the **down arrow** in the grade cell and then click the **Attempt** (which is followed by the date the student submitted it).



2. In the Assignment details pane on the right, click on the small **downward pointing arrow** in the blue space located above the Submission.



3. Click the **rubric**.



4. The rubric expands. Click on **Show Descriptions** to show the description for each criteria. Click **Show Feedback** to show the Feedback box (this is feedback left for specific criteria only). To

GRADE ASSIGNMENT WITH A RUBRIC

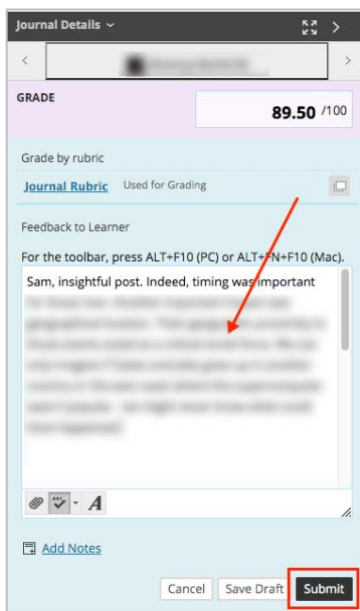
open the rubric in a new window, click the **box** icon that shows on the same line as the name of the rubric. Click **Save Rubric**. You can leave Feedback to the student in the next step.



Category	Exemplary	Proficient	Developing	Beginning
Sociological Insight (30.00%)	30 (30.00%) points	25.5 (25.50%) points	21 (21.00%) points	16.5 (16.50%) points
Critical Analysis (25.00%)	25 (25.00%) points	21.25 (21.25%) points	17.5 (17.50%) points	13.75 (13.75%) points
Structure and Organization (17.00%)	20 (20.00%) points	17 (17.00%) points	14 (14.00%) points	11 (11.00%) points
Writing Mechanics (12.75%)	15 (15.00%) points	12.75 (12.75%) points	10.5 (10.50%) points	8.25 (8.25%) points
Paper Format/Assignment Elements (8.50%)	10 (10.00%) points	8.5 (8.50%) points	7 (7.00%) points	5.5 (5.50%) points

Raw Total: 93.25 (of 100)

- The grade will appear. Leave meaningful assignment feedback to the student in the **Feedback to Learner** box. This is where feedback appears to students on their MyGrades page. Click **Submit** when finished.



Journal Details

GRADE: 89.50 /100

Grade by rubric: Journal Rubric (Used for Grading)

Feedback to Learner

For the toolbar, press ALT+F10 (PC) or ALT+N+F10 (Mac).

Sam, insightful post. Indeed, timing was important

Cancel Save Draft Submit