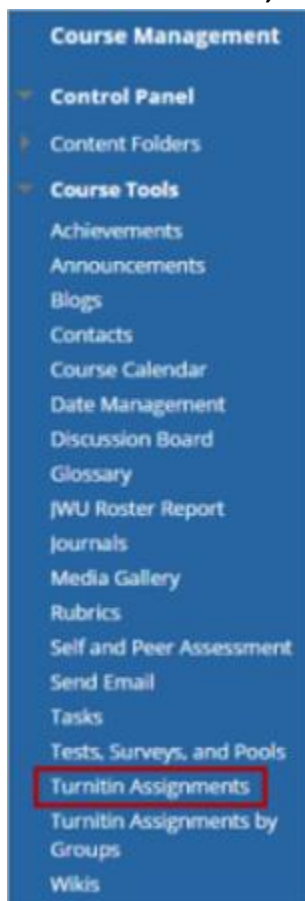


TURNITIN: SYNCING THE CLASS ROSTER

Enrolled students will appear in the assignment inbox once they have accessed a Turnitin assignment in the course. To automatically import the student list into the inbox before students access the assignments or submit papers, an instructor can synchronize the assignment roster, which will import a list of all students currently enrolled in the course for the assignment. This function can also be used later to remove student users who are no longer a part of the course. All submissions and data for students removed by a Roster Sync will disappear from all Turnitin assignments in the course.

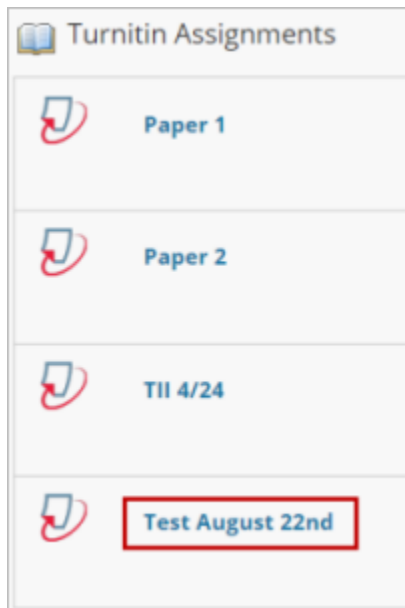
Instructions

1. Under **Course Tools**, select **Turnitin Assignments**.

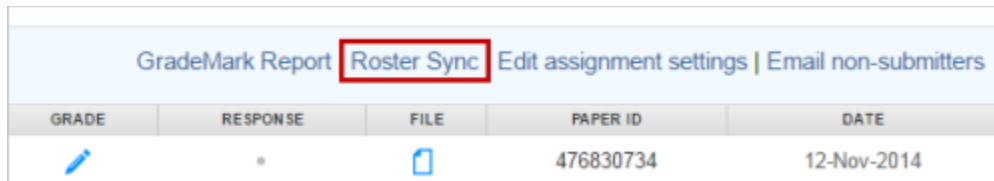


2. Click on the assignment you want to sync.

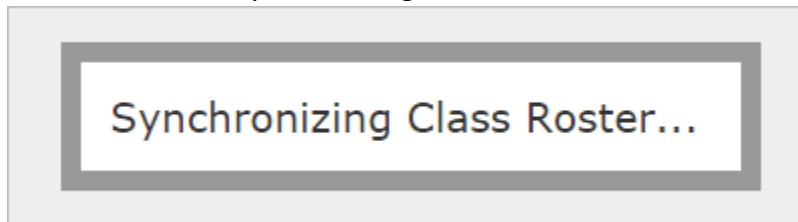
TURNITIN: SYNCING THE CLASS ROSTER



3. Click **Roster Sync**.

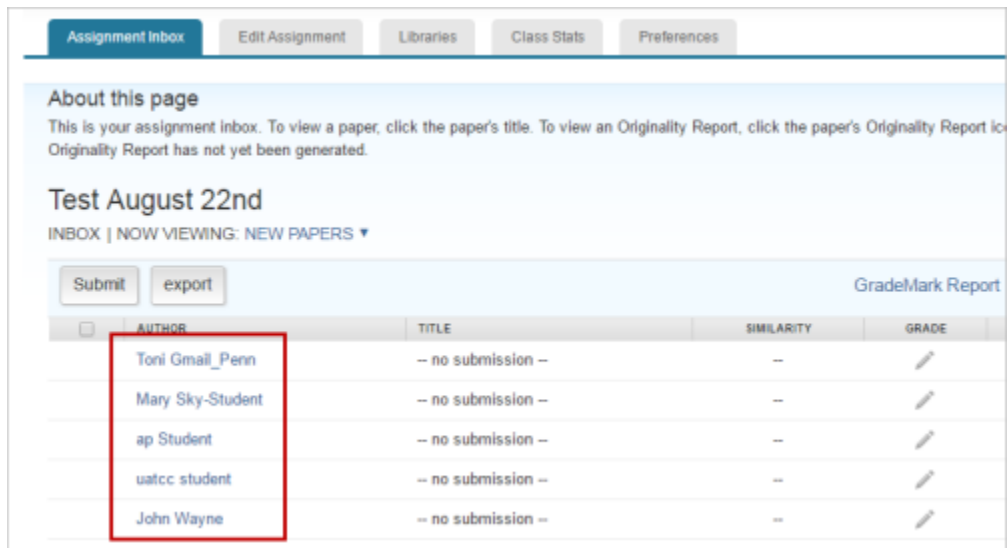


4. The screen reads Synchronizing Class Roster.



5. The current roster now appears on the home screen.

TURNITIN: SYNCING THE CLASS ROSTER



The screenshot shows the Turnitin Assignment Inbox interface. At the top, there are navigation tabs: "Assignment Inbox" (selected), "Edit Assignment", "Libraries", "Class Stats", and "Preferences". Below the tabs is a section titled "About this page" with instructions: "This is your assignment inbox. To view a paper, click the paper's title. To view an Originality Report, click the paper's Originality Report icon. Originality Report has not yet been generated." The assignment title is "Test August 22nd" and the view is set to "INBOX | NOW VIEWING: NEW PAPERS". There are "Submit" and "export" buttons, and a "GradeMark Report" link. A table lists the students in the class:

<input type="checkbox"/>	AUTHOR	TITLE	SIMILARITY	GRADE
<input type="checkbox"/>	Toni Gmail_Penn	-- no submission --	--	
<input type="checkbox"/>	Mary Sky-Student	-- no submission --	--	
<input type="checkbox"/>	ap Student	-- no submission --	--	
<input type="checkbox"/>	uatcc student	-- no submission --	--	
<input type="checkbox"/>	John Wayne	-- no submission --	--	

Note:

You may need to do this for every Turnitin assignment to ensure the roster has been synced for each one.